
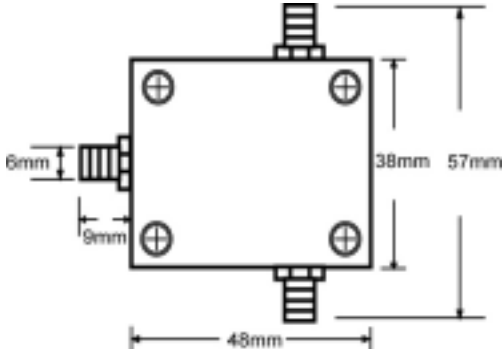


VHF.UHF Antenna (Same) Band Pass Splitter Specification Sheet

Customer Name		Temwell's Part No.	TPD102S-TTW3870B-180 5M-190M-SMA
Approval No. /dated		Acceptable Specify Fo Range	1801~1850M
Work Instruction No.	0708066CD	Date	Aug. 11, 2008
(1)Dimension		(2)Size Diagram	
			
(3)Electric Character			
Item		Specify	
Center Freq.(Fo) +/- 0.75 %		1805	MHz
-3 dB Bandwidth		>190	MHz
Insertion Loss S21 (Power Splitter Loss -3 dB)		Typ. 1.0	dB
Insertion Loss S31 (Power Splitter Loss -3 dB)		Typ. 1.0	dB
IL diffent from output 1 & 2		Typ. 0.5	dB
Sensitivity (Attenuation)	Fo - ()MHz below	Typ.	dBc
	Fo +()MHz above	Typ.	dBc
Return Loss output 1 (S11)		Min. >12	dB
Return Loss output 2 (S22)		Min. >12	dB
Return Loss output 3 (S33)		Min. >12	dB
Isolation S23		Typ. 30	dB
Connector type		SMA	
(4)Impedance all port		In / Out : 50 Ω	
(5)Input Power		> 30 Watts	
(6)Temperature Condition:			
Operating Temperature		-30 ~ +70	
Storage Temperature		-30 ~ +80	
Approval	Supervisor	Designer	Aperture size
C.Y.Chang	C.S.Chang	C.S.Chang	
TEMWELL CORPORATION			

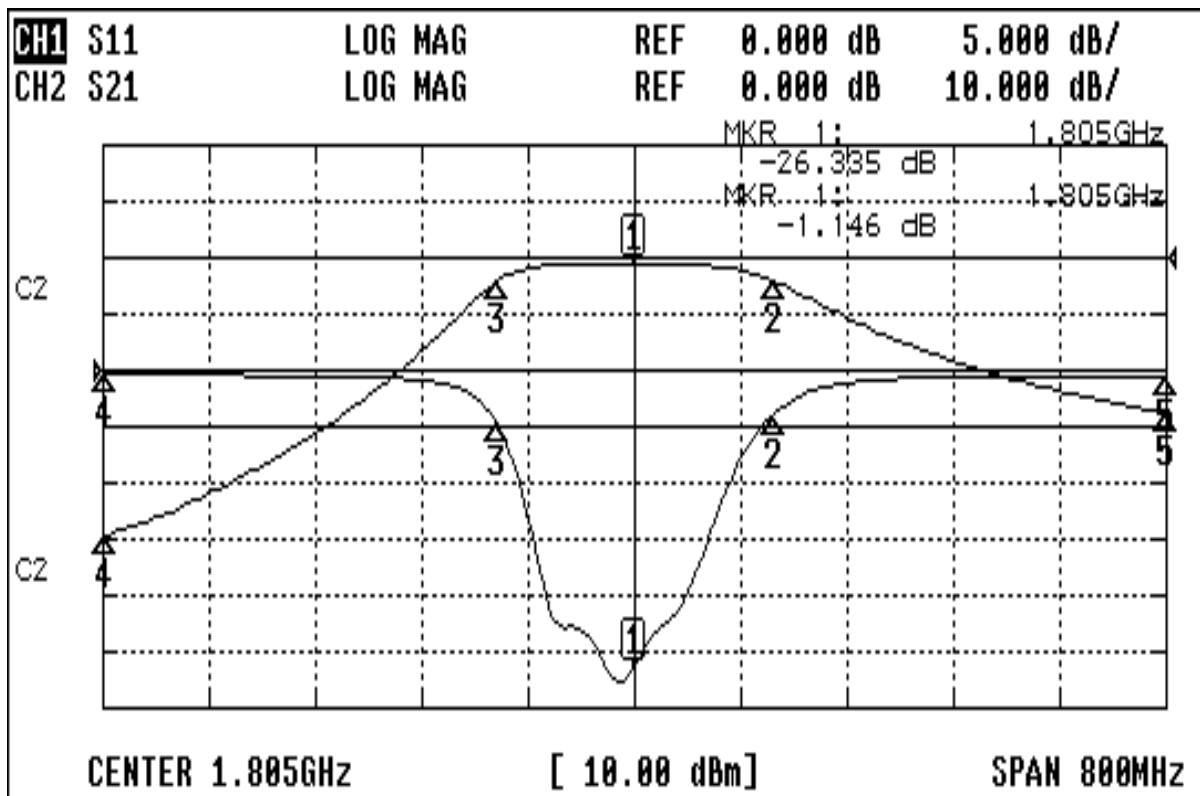
TEMWELL

Band pass power splitter- Vision A

RP J.F.Lin

Performance-TPD102S-TTW3870B-1805M-190M-SMA

0708066CD



CH1 MARKER LIST

1:	1.805	000GHz	-26.335	dB
2:	1.909	666GHz	-3.920	dB
3:	1.702	333GHz	-4.794	dB
4:	1.405	000GHz	-0.359	dB
5:	2.205	000GHz	-0.535	dB
6:				
7:				
8:				
9:				
10:				

CH2 MARKER LIST

1:	1.805	000GHz	-1.146	dB
2:	1.909	666GHz	-4.163	dB
3:	1.702	333GHz	-4.190	dB
4:	1.405	000GHz	-49.468	dB
5:	2.205	000GHz	-27.466	dB
6:				
7:				
8:				
9:				
10:				