
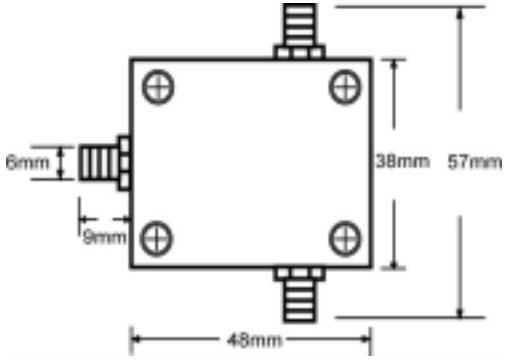


VHF.UHF Antenna (Same) Band Pass Splitter Specification Sheet

Customer Name		Temwell's Part No.	TPD102S-TT63220B-155 M-40M-SMA
Approval No. /dated		Acceptable Specify Fo Range	146~165M
Work Instruction No.	0708066CD	Date	Aug. 08, 2008
(1)Dimension		(2)Size Diagram	
			
(3)Electric Character			
Item		Specify	
Center Freq.(Fo) +/- 0.75 %		155	MHz
-3 dB Bandwidth		>40	MHz
Insertion Loss S21 (Power Splitter Loss -3 dB)		Typ. 1.0	dB
Insertion Loss S31 (Power Splitter Loss -3 dB)		Typ. 1.0	dB
IL diffent from output 1 & 2		Typ. 0.5	dB
Sensitivity (Attenuation)	Fo - ()MHz below	Typ.	dBc
	Fo +()MHz above	Typ.	dBc
Return Loss output 1 (S11)		Min. >12	dB
Return Loss output 2 (S22)		Min. >12	dB
Return Loss output 3 (S33)		Min. >12	dB
Isolation S23		Typ. 30	dB
Connector type		SMA	
(4)Impedance all port		In / Out : 50 Ω	
(5)Input Power		> 30 Watts	
(6)Temperature Condition:			
Operating Temperature		-30 ~ +70	
Storage Temperature		-30 ~ +80	
Approval	Supervisor	Designer	Aperture size
C.Y.Chang	C.S.Chang	C.S.Chang	
TEMWELL CORPORATION			

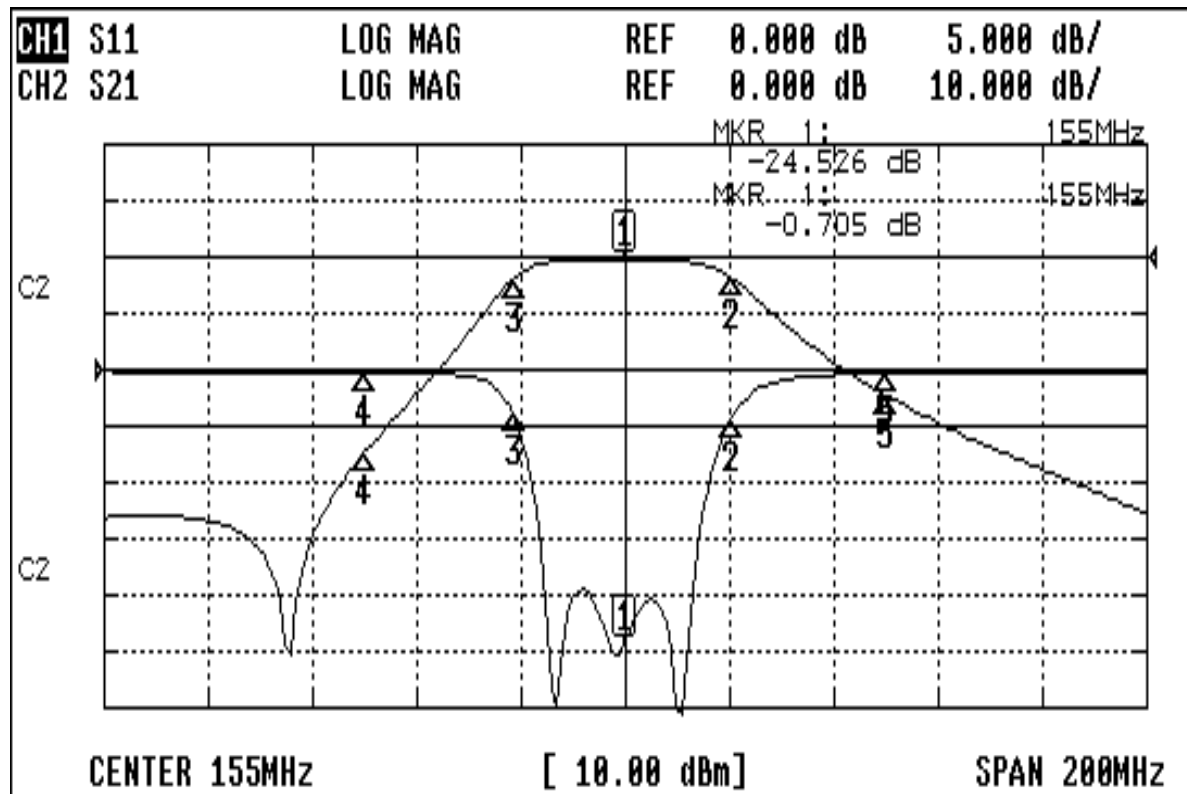
TEMWELL

Band pass power splitter- Vision A

RP J.F.Lin

Performance-TPD102S-TT63220B-155M-40M-SMA

0708066CD



CH1 MARKER LIST

1:	155.000MHz	-24.526 dB
2:	175.500MHz	-4.270 dB
3:	133.666MHz	-3.979 dB
4:	105.000MHz	-0.191 dB
5:	205.000MHz	-0.323 dB

CH2 MARKER LIST

1:	155.000MHz	-0.700 dB
2:	175.500MHz	-3.709 dB
3:	133.666MHz	-3.789 dB
4:	105.000MHz	-24.884 dB
5:	205.000MHz	-24.491 dB