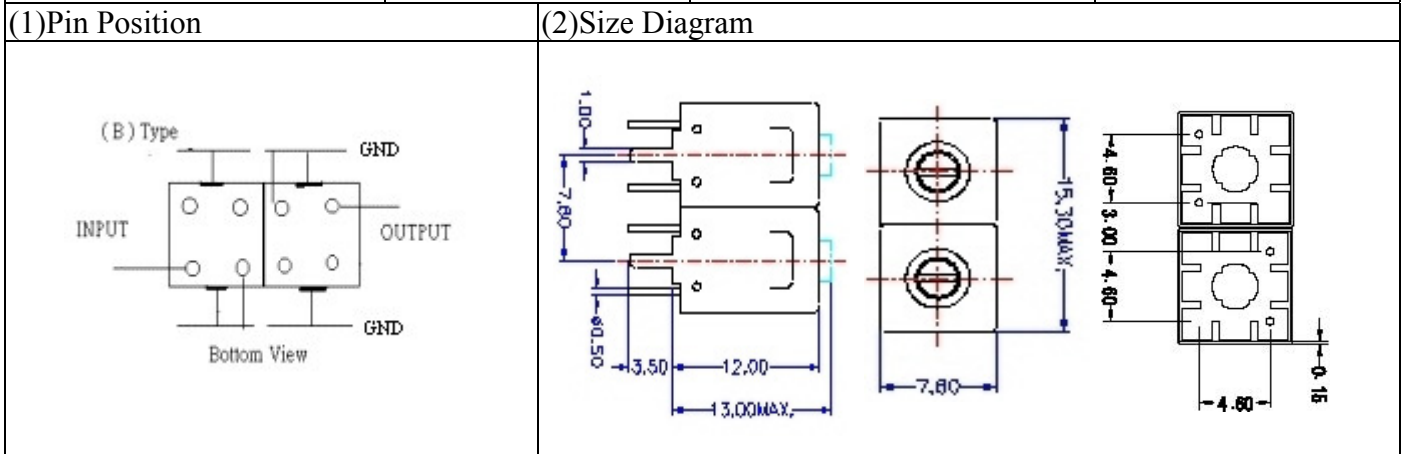


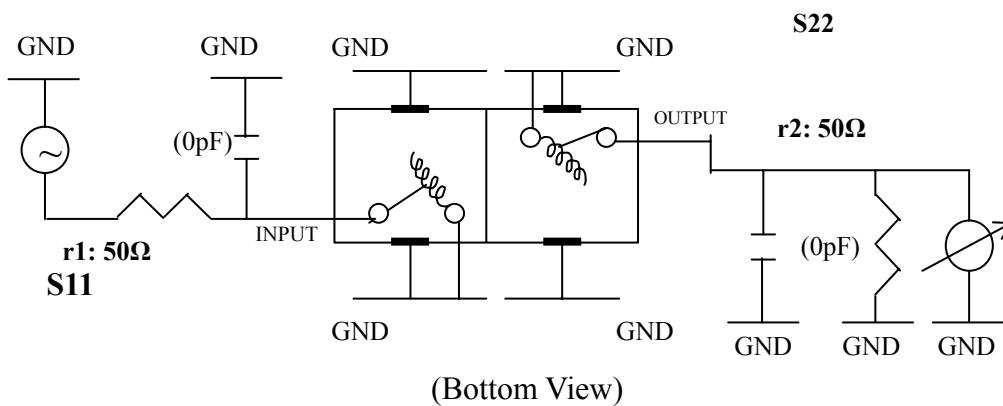
VHF UHF Helical Filter Specification Sheet

Customer Name		Temwell's Part No.	TD6732B-200M
Approval No. /dated	1001041CD	Temwell's Print No.	6732B 200M
Work Instruction No.	201001041CD	Date	Feb.23.2010



(3) Electric Chararistic	
Item	Specify
Center Freq.(Fo) +/- 0.5 %	200 MHz
Insertion Loss	Typ. 2.5 dB
-3 dB Bandwidth	Typ. 8 MHz
Sensitivity (Attenuation)	Fo - 20 MHz Typ. 18 Bc
	Fo + 20 MHz Typ. 23 dBc
	Fo - ()MHz Typ. dB
	Fo +()MHz Typ. dB
Return Loss	Min. 12 B
Ripple	< 1 dB
Impedance	In / Out : 50 Ω
(4) Torque for Tuning Screw	> 100gf · cm
(5) Temperature Condition:	
Operating Temperature	0°C ~ +60°C
Storage Temperature	-20°C ~ +70°C
(6) Input Power	> 1Watt

(7) Measuring Circuit: ※Easy to match Impedance S11/S22 50Ω by parallel with about (0) pF.

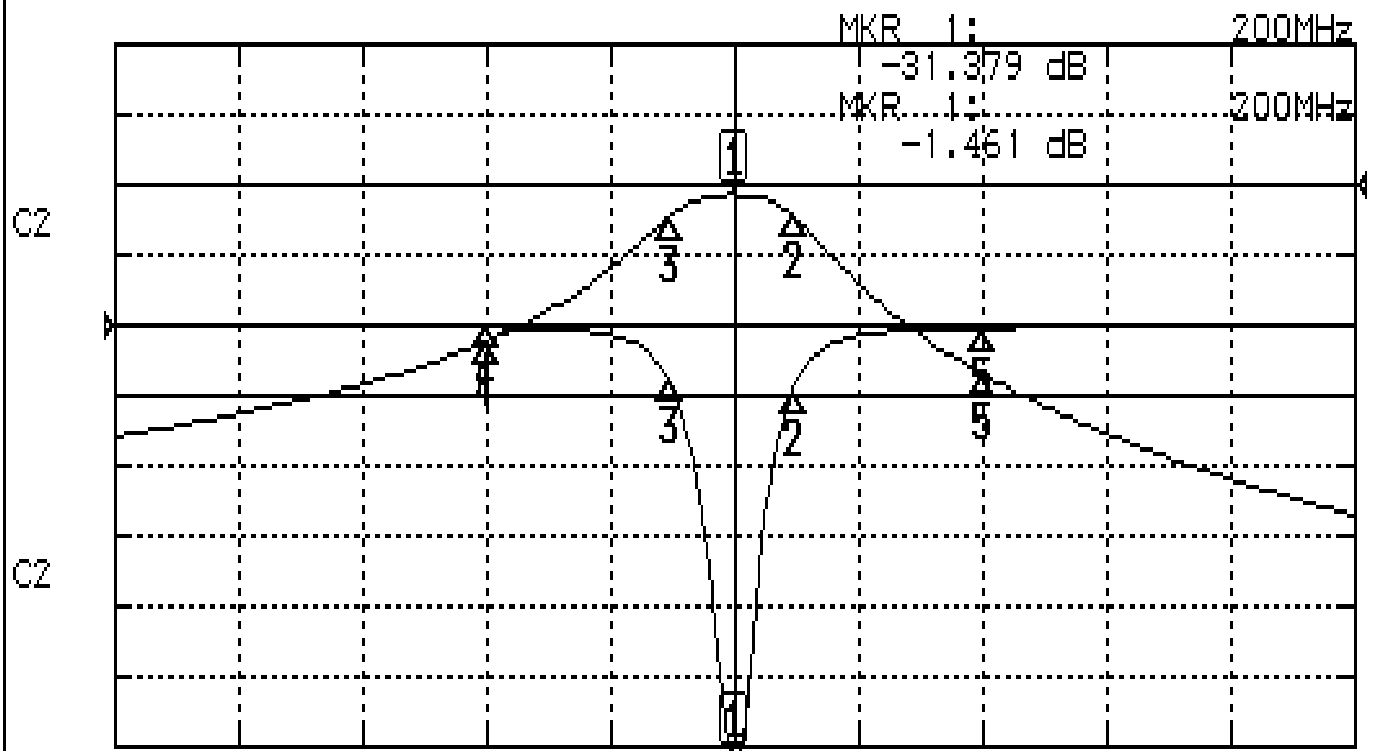


Approval C.Y.Chang	Supervisor C.K.Chang	Designer F.L.Lai	Aperture size 7H2S(4*5.5)(5.53) 7H024LB4
TEMWELL CORPORATION			

Performance-TD6732B-200M

201001041CD

CH1 S11 LOG MAG REF 0.000 dB 5.000 dB/
CH2 S21 LOG MAG REF 0.000 dB 10.000 dB/



CENTER 200MHz

[10.00 dBm]

SPAN 100MHz

CH1 MARKER LIST

1:	200.000MHz	-31.379	dB
2:	204.760MHz	-4.624	dB
3:	194.740MHz	-3.946	dB
4:	180.000MHz	-0.134	dB
5:	220.000MHz	-0.178	dB

CH2 MARKER LIST

1:	200.000MHz	-1.461	dB
2:	204.760MHz	-4.420	dB
3:	194.740MHz	-4.489	dB
4:	180.000MHz	-22.249	dB
5:	220.000MHz	-27.030	dB