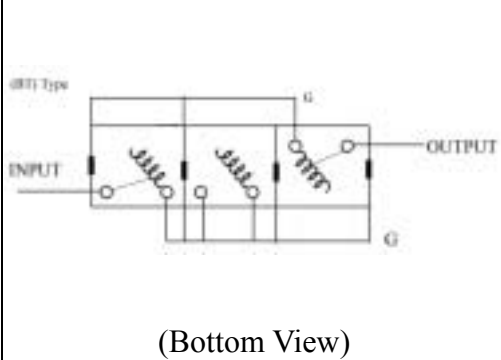
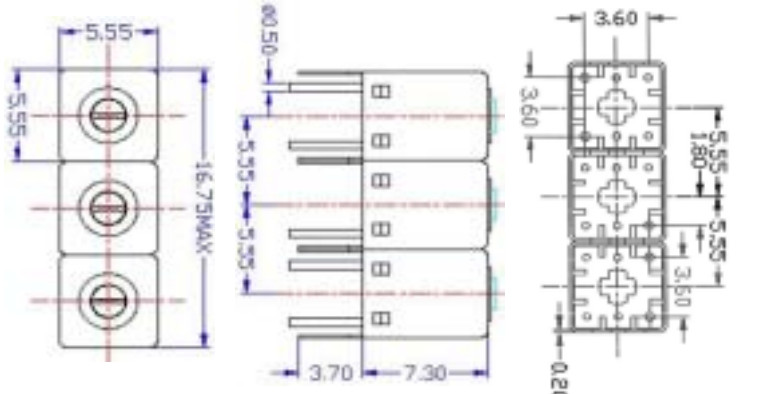


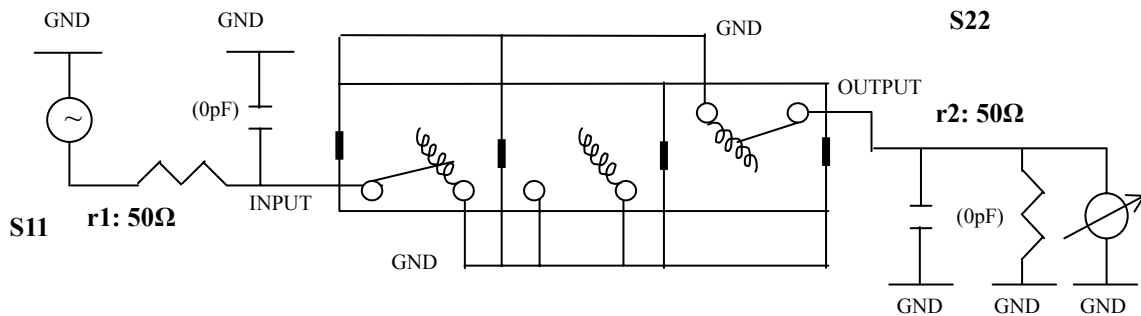
VHF UHF Helical Filter Specification Sheet

Customer Name		Temwell's Part No.	K3RBT-1090M-20M
Approval No. /dated	0909078CD	Temwell's Print name.	K3RBT 1090M
Work Instruction No.	200909078CD	Date	Dec.10.2009

(1)Pin Position	(2)Size Diagram
 <p>(Bottom View)</p>	

(3)Electric Charasteric	
Item	Specify
Center Freq.(Fo) +/- 0.5 %	1090 MHz
Insertion Loss	Typ. 5.0 dB
-3 dB Bandwidth	Typ. 20 MHz
Sensitivity (Attenuation)	Fo - 50 MHz Typ. 17 dBc
	Fo + 50 MHz Typ. 15 dBc
	Fo - ()MHz Typ. dBc
	Fo +()MHz Typ. dBc
Return Loss	Min. 12 dB
Ripple	< 1 dB
Impedance	In / Out : 50 Ω
(4)Torque for Tuning Screw	> 60gf cm
(5)Temperature Condition:	
Operating Temperature	0 ~ +60
Storage Temperature	-20 ~ +70
(6)Input Power	> 0.5Watt

(7)Measuring Circuit: Easy to match Impedance S11/S22 50Ω by parallel with about(0pF) / (0pF).



(Bottom View)

Approval C.Y.Chang	Supervisor C.K.Chang	Designer W.W.Wang	Aperture size 5R3S(3.8*3.7)(3.77) 5HW024RB3
-----------------------	-------------------------	----------------------	---

TEMWELL CORPORATION

Performance-K3RBT-1090M-20M

200909078CD

