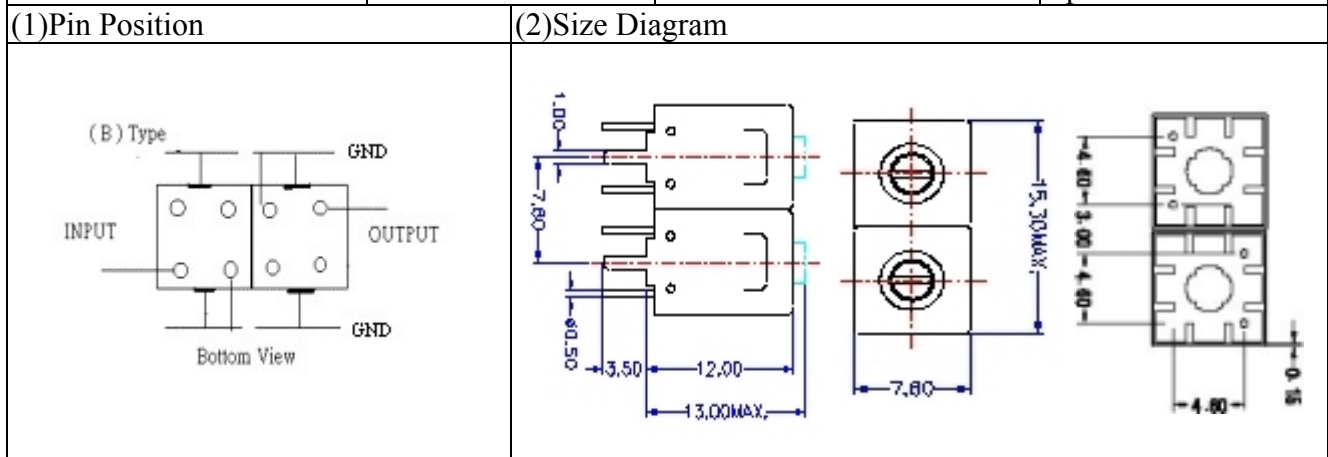


VHF UHF Helical Filter Specification Sheet

Customer Name		Temwell's Part No.	K2B1-435-11M
Approval No. /dated	0904106CD	Customer's Part No.	K2B1 435M
Work Instruction No.	200904106CD	Date	Apr.20.2009



(3)Electric Charasteric

Item	Specify	
Center Freq.(Fo) +/- 0.5 %	435	MHz
Tunable Range:	435±5	MHz
Insertion Loss	Typ. 2.5	dB
-3 dB Bandwidth	Typ. 11	MHz
Sensitivity (Attenuation)	Fo - 50 MHz	Typ. 30 dBc
	Fo + 50 MHz	Typ. 20 dBc
	Fo - ()MHz	Typ. dBc
	Fo +()MHz	Typ. dBc
Return Loss	Min. 12	dB
Ripple	< 1	dB
Impedance	In / Out : 50 Ω	

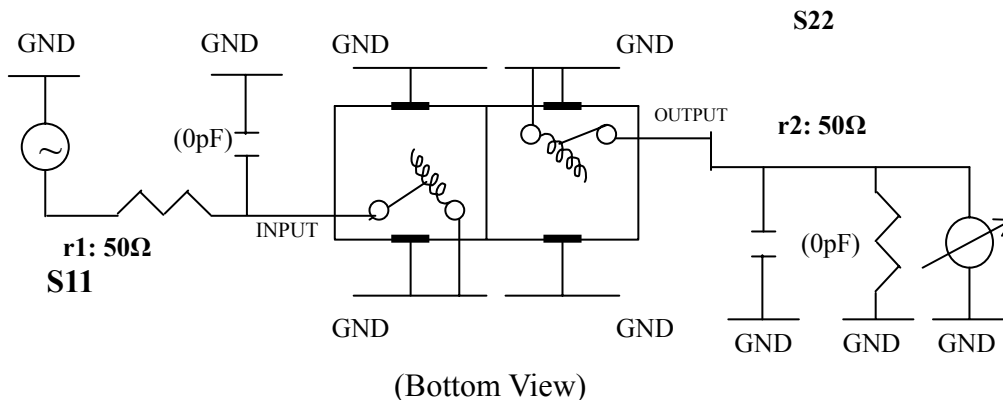
(4)Torque for Tuning Screw > 60gf cm

(5)Temperature Condition:

Operating Temperature	0 ~ +60
Storage Temperature	-20 ~ +70

(6)Input Power > 1Watt

(7)Measuring Circuit: Easy to match Impedance S11/S22 50Ω by parallel with about (0) pF.

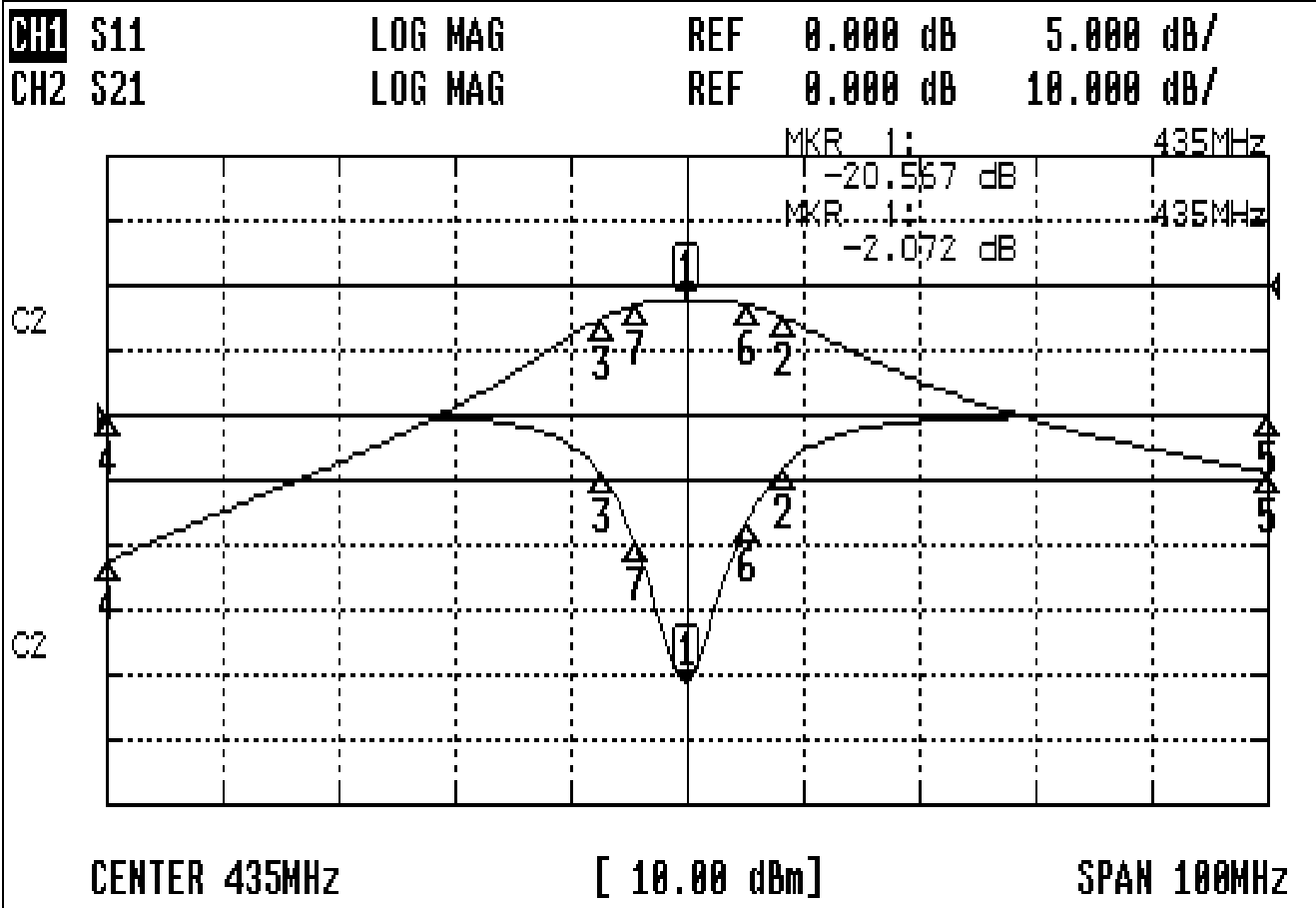


Approval	Supervisor	Designer	Aperture size
C.Y.Chang	C.K.Chang	W.W.Wang	7H2S(4*6.5)(6.58) (7H046RB4)

TEMWELL CORPORATION

Performance-K2B1-435M-11M

200904106CD



CH1 MARKER LIST

1:	435.000MHz	-20.567	dB
2:	443.416MHz	-13.929	dB
3:	427.666MHz	-4.558	dB
4:	385.000MHz	0.055	dB
5:	485.000MHz	0.073	dB
6:	440.250MHz	-0.207	dB
7:	430.500MHz	-9.591	dB
8:			
9:			
10:			

CH2 MARKER LIST

1:	435.000MHz	-2.072	dB
2:	443.416MHz	-1.064	dB
3:	427.666MHz	-1.131	dB
4:	385.000MHz	-1.439	dB
5:	485.000MHz	-1.233	dB
6:	440.250MHz	0.050	dB
7:	430.500MHz	6.440	dB
8:			
9:			
10:			